

# PLAINVIEW, NEW YORK

\$10.00 PSF Lower Level Space Available Beneath TJ Maxx | Woodbury Plaza

[www.breslinrealty.com](http://www.breslinrealty.com)



**LOWER LEVEL  
SPACE AVAILABLE  
BENEATH TJ MAXX**



**BRESLIN REALTY**  
DEVELOPMENT CORP.

**TJ-maxx** **GAP** **GAP KIDS** **Wild Fork** **TREK** **CVS pharmacy** **TRADER JOE'S**

**WOODBURY RD**

**S OYSTER BAY ROAD**

Contact  
**ROBERT DELAVALLE**  
VP, LEASING  
516-741-7400 x230  
[rdelavale@breslinrealty.com](mailto:rdelavale@breslinrealty.com)

# PLAINVIEW, NEW YORK

## \$10.00 PSF Lower Level Space Available Beneath TJ Maxx | Woodbury Plaza

www.breslinrealty.com



### SITE INFO

#### LOCATION

401 S Oyster Bay Road  
(S/E/C of Woodbury Road)  
Plainview, NY

#### AVAILABLE

± 20,000 Square Feet (Lower Level Space)

#### SPACE FEATURES

- Elevator For Loading
- Good Ceiling Height
- Rear Parking
- Dedicated Entrance

#### PARKING

550 Spaces

#### TENANTS INCLUDE

Trader Joe's, TJ Maxx, GAP, GAP Kids, CVS, The French Workshop, Trek Bicycles, Greek Xpress, Ann Taylor Loft, Banana Republic, Men's Wearhouse, Walk-In Dermatology, and Wild Fork

**PRICE: \$10.00 PSF**

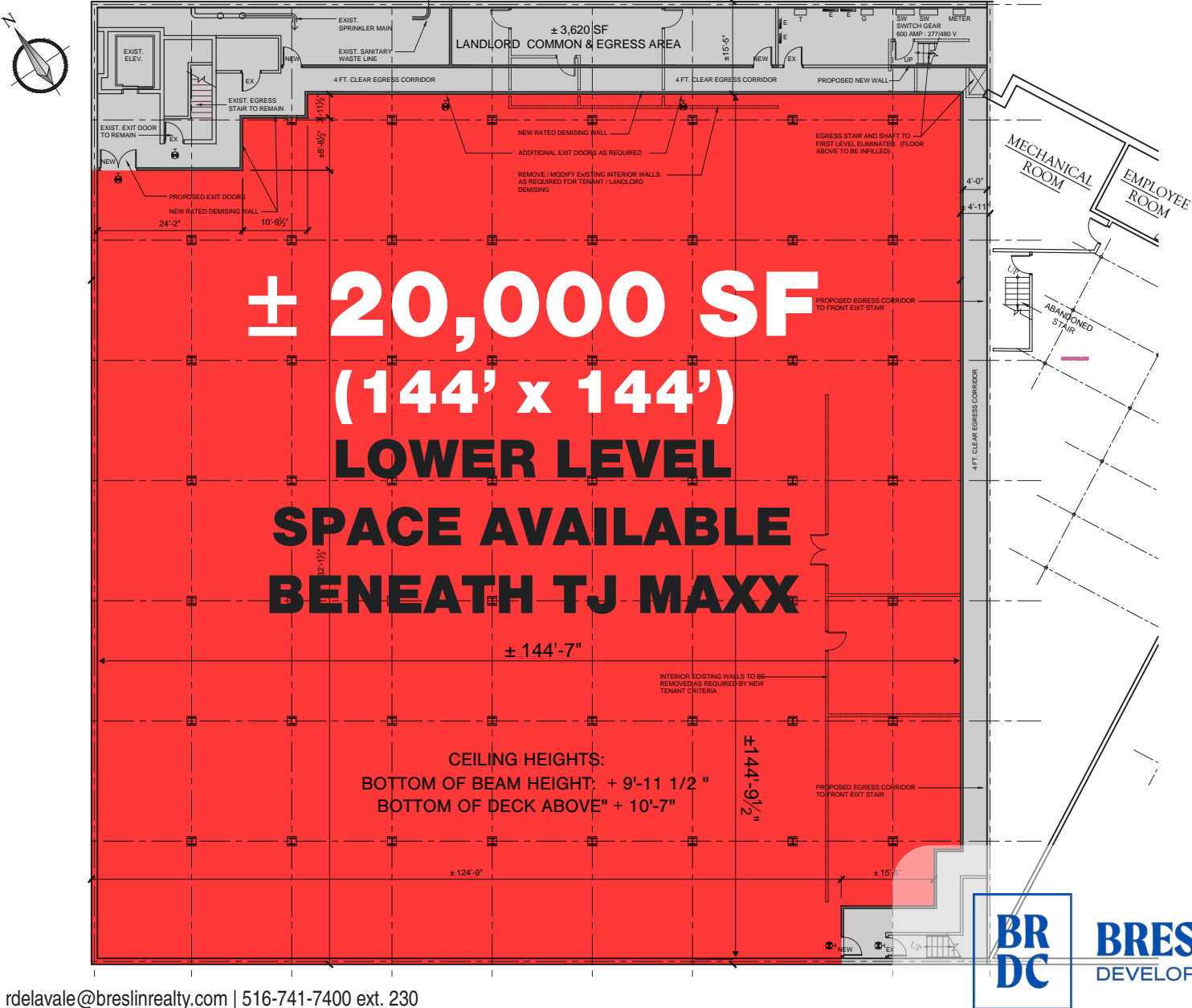


**BRESLIN REALTY**  
DEVELOPMENT CORP.

# PLAINVIEW, NEW YORK

\$10.00 PSF Lower Level Space Available Beneath TJ Maxx | Woodbury Plaza

www.breslinrealty.com



# PLAINVIEW, NEW YORK

**\$10.00 PSF Lower Level Space Available Beneath TJ Maxx | Woodbury Plaza**

[www.breslinrealty.com](http://www.breslinrealty.com)



**BRESLIN REALTY**  
DEVELOPMENT CORP.

Contact Robert Delavale | [rdelavale@breslinrealty.com](mailto:rdelavale@breslinrealty.com) | 516-741-7400 ext. 230

# PLAINVIEW, NEW YORK

## \$10.00 PSF Lower Level Space Available Beneath TJ Maxx | Woodbury Plaza

[www.breslinrealty.com](http://www.breslinrealty.com)



### WOODBURY PLAZA INFO

- A premiere shopping center along Long Island's Gold Coast

- Recently renovated façade, as well as pedestrian walkways and various storefronts in 2023

- Just one mile south of I-495 (Long Island Expressway) and Northern State Parkway

- Surrounding demographics are both affluent and dense in residential and industrial properties

- Located in the heart of Nassau County, which has the highest median household income in the state of NY, and the 12th-highest in the country.

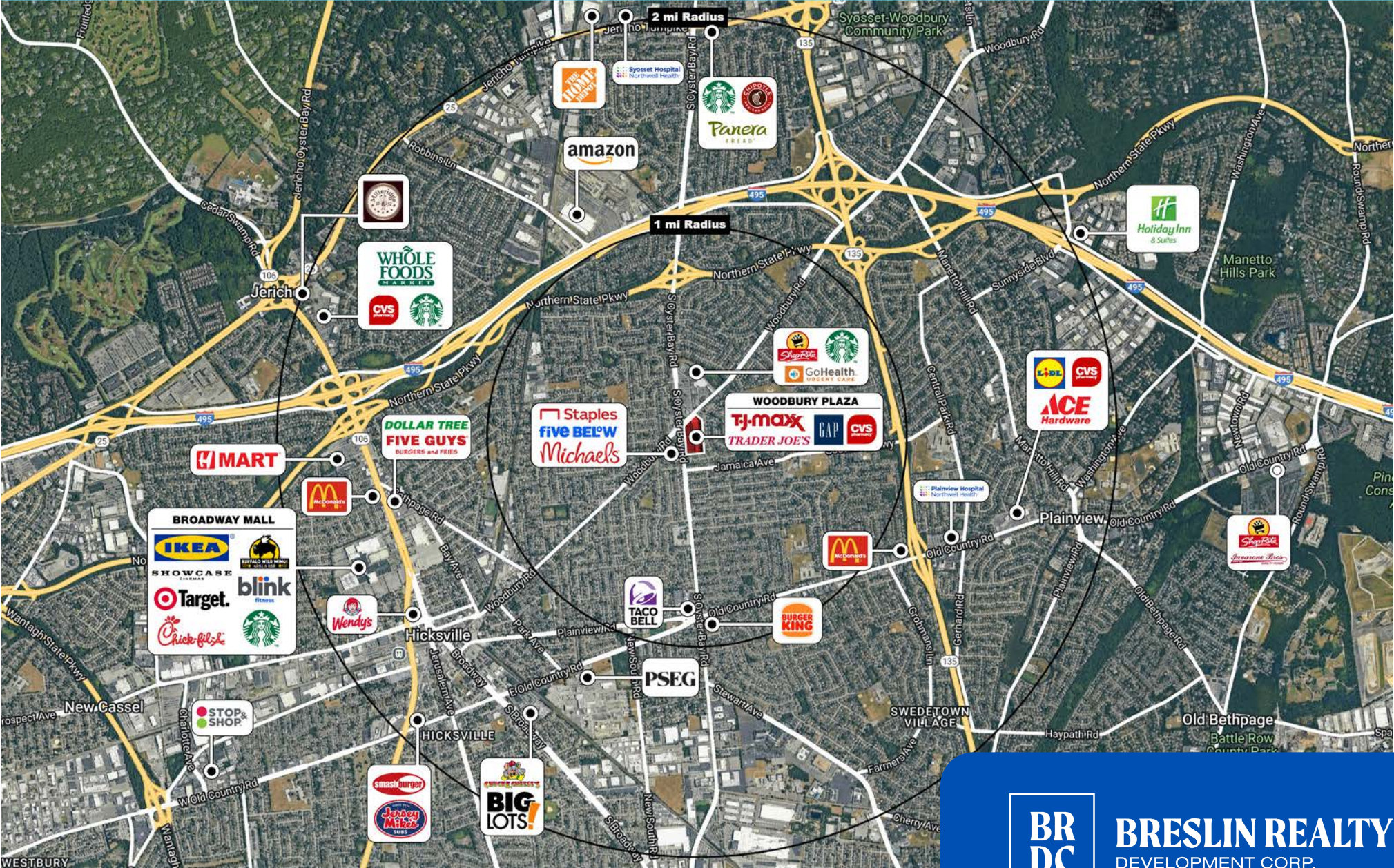


**BRESLIN REALTY**  
DEVELOPMENT CORP.

# PLAINVIEW, NEW YORK

\$10.00 PSF Lower Level Space Available Beneath TJ Maxx | Woodbury Plaza

www.breslinrealty.com



Contact Robert Delavale | rdelavale@breslinrealty.com | 516-741-7400 ext. 230

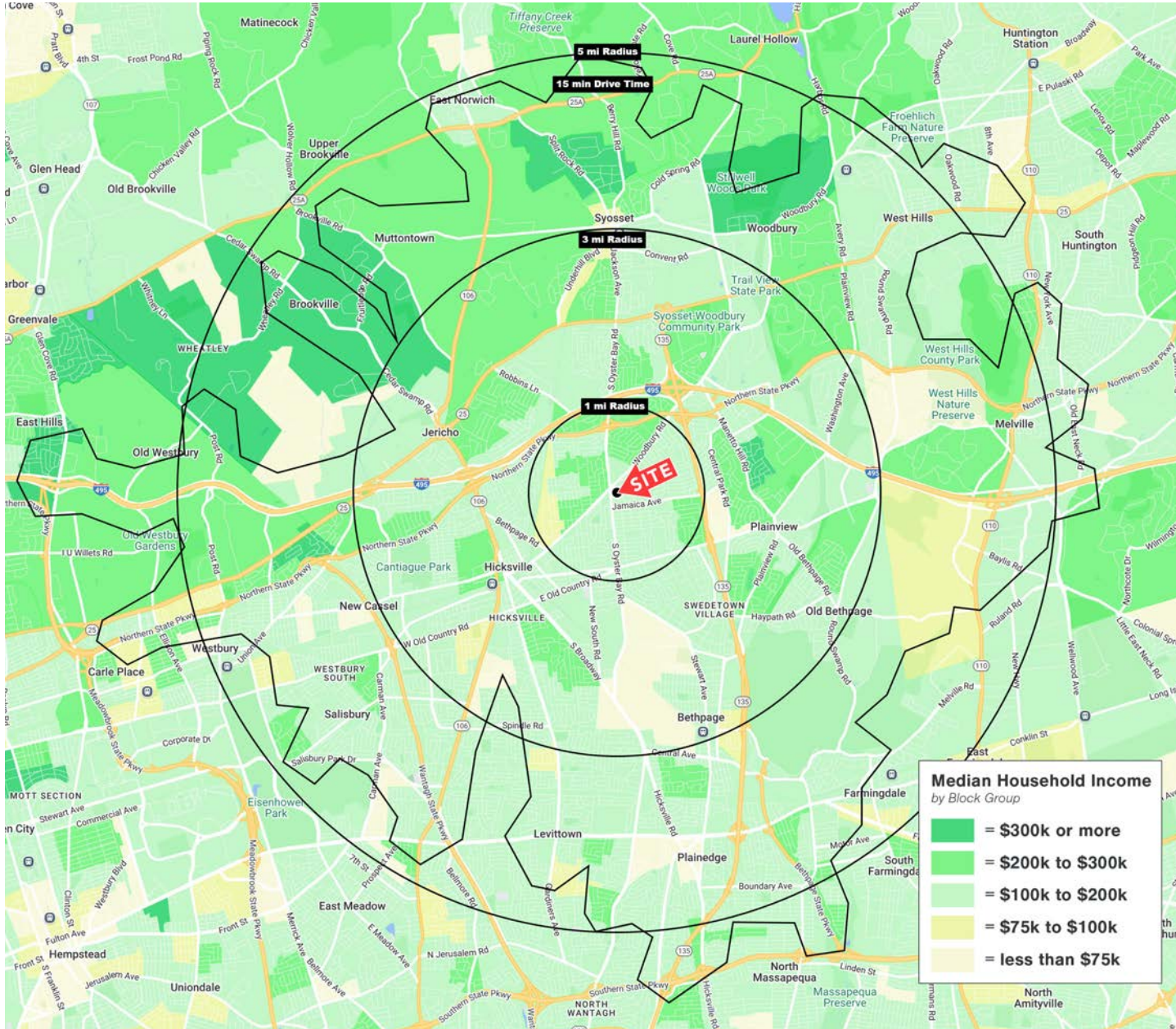


**BRESLIN REALTY**  
DEVELOPMENT CORP.

# PLAINVIEW, NEW YORK

**\$10.00 PSF Lower Level Space Available Beneath TJ Maxx | Woodbury Plaza**

www.breslinrealty.com



## KEY DEMOS

### TOTAL POPULATION

1 Mile:	21,960
3 Mile:	125,299
5 Mile:	274,314
15 Min. Drive:	252,505

### HOUSEHOLDS

1 Mile:	7,085
3 Mile:	41,606
5 Mile:	89,543
15 Min. Drive:	81,986

### MEDIAN H.H. INCOME

1 Mile:	\$174,777
3 Mile:	\$171,420
5 Mile:	\$163,857
15 Min. Drive:	\$166,552

### TOTAL EMPLOYEES

1 Mile:	10,630
3 Mile:	109,507
5 Mile:	198,253
15 Min. Drive:	191,605

### BUYING POWER

1 Mile:	\$1.2 Billion
3 Mile:	\$7.1 Billion
5 Mile:	\$14.7 Billion
15 Min. Drive:	\$13.7 Billion



**BRESLIN REALTY**  
DEVELOPMENT CORP.